

# HSC Google Username and Password

## **Username/email:**

[First name][Last initial][last two digits of ID number]@hscommerce.org

Ex (Mr. Strong's Student email):

**WesleyS70@hscommerce.org**

**Password: Normal SPS password (SpMMDDYY format)**

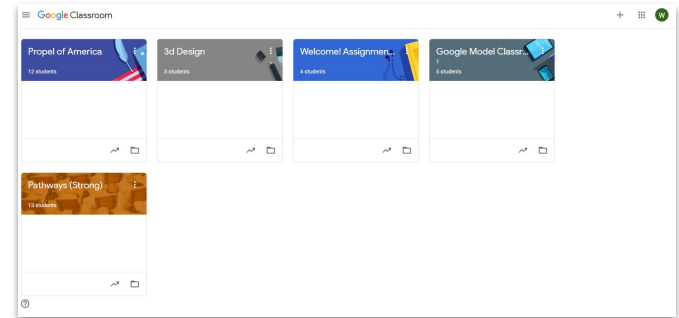
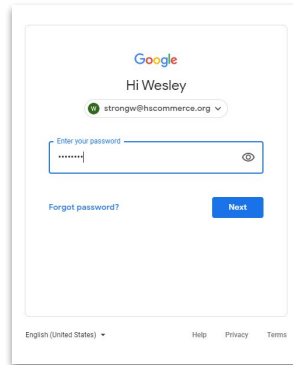
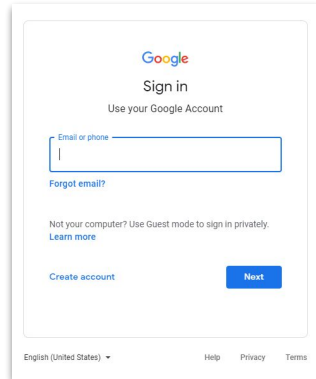
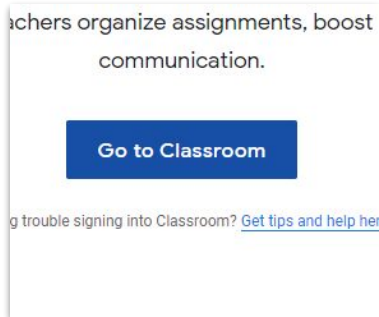
# Signing in to HSC Google Classroom

Go to <http://classroom.google.com> or Download the Google Classroom Application.

Android: <https://play.google.com/store/search?q=google+classroom>

iOS: <https://apps.apple.com/us/app/google-classroom/id924620788>

Sign in using HSC GSuite Credentials / Login.



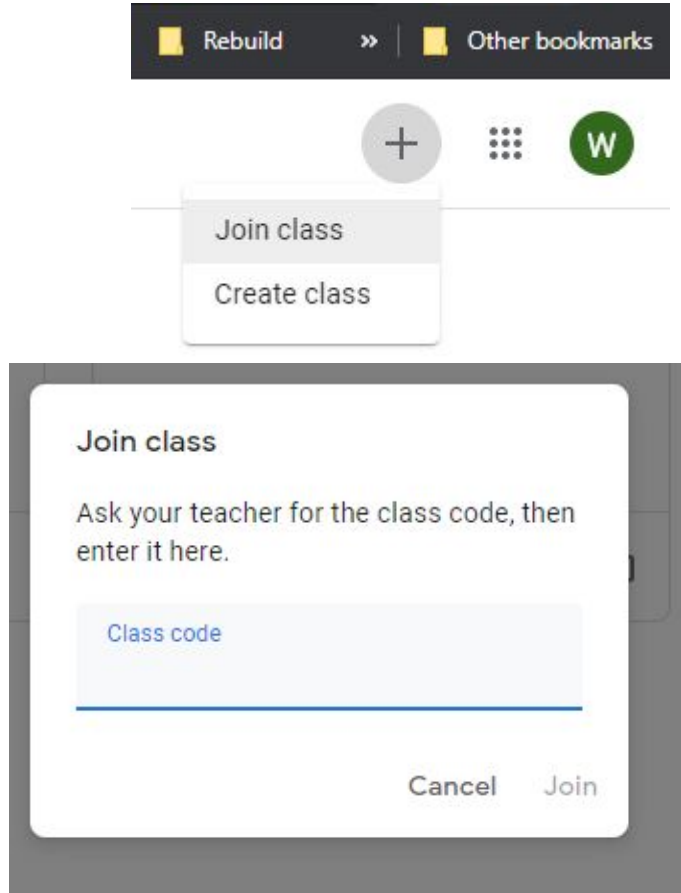
***\*If you don't see any classes, read the next page of this manual.***

# How to Join a Class

Click the “+” icon in the upper right of the window and click on “Join Class”.

Put in the class code provided and click ‘Join’.

\*Navigating and submitting assignments is on the next page.



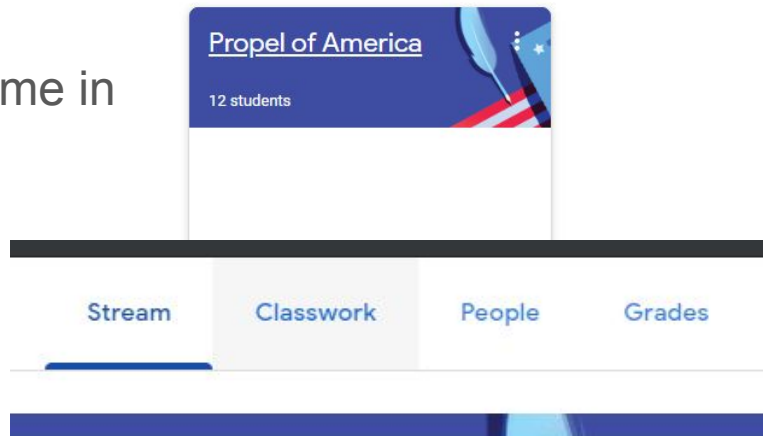
# Navigating and submitting assignments

To open a class, click on the class name in your Google Classroom Dashboard.

To access assignments, click on 'Classwork' in the top menu.

Click on the assignment and the attachment to open and edit OR click view assignment to open the assignment page.

Make sure you always click on the 'Turn In' button to turn in completed work.



***For a video walkthrough, check out this link:***

<https://youtu.be/dAlyXIUDLs8?t=31>